

Patch and Badge Placement



United States Flag

This patch is one that you shouldn't have to sew on! Most uniforms come with the flag already attached to the right sleeve. Some previously used uniforms may have it taken off but additional ones can be purchased at the Scout Store. The Boy Scouts of America emblem *over the right pocket* is also attached to uniforms when purchased.

World Crest

This patch is worn by all Scouts and Leaders to signify membership of our program in the World Scouting Movement. This patch shows our brotherhood with millions of Scouts around the world. This patch is worn *centered above the left pocket* in the middle between the top of the pocket and the shoulder seam.



Quality Unit Award

This award is given units who have met a list of requirements. This award is worn on the right sleeve of the official uniform. The top of the award should be placed *4" below the top of the American flag*. Only the Quality Unit Award for the current year may be worn on the uniform.



Council Patch

This patch is worn by all Scouts and Leaders to indicate the Council that represents their Pack. Each Council develops their own design although the shape and position on the uniform are the same. Our Council is the Oconeechee Council. *This patch is worn on the left sleeve just below the shoulder seam.*



Unit Numerals

This patch is worn by all Scouts and Leaders to signify membership in Pack 222. You will see two versions of this patch: a one-piece patch that can be special ordered or the Pack number can be made up of three individual numeral patches that are sewn on next to one another. *Unit numbers are worn on the left sleeve just below the council patch.*

BADGES OF OFFICE AND TRAINING

All Cub Scout leaders wear round cloth badges of office on the left uniform sleeve, centered directly below and touching the pack numeral. All are gold embroidered on a dark blue background with a gold border except the Cubmaster emblem, which has silver embroidery and border numbers are worn on the *left sleeve just below the council patch.*




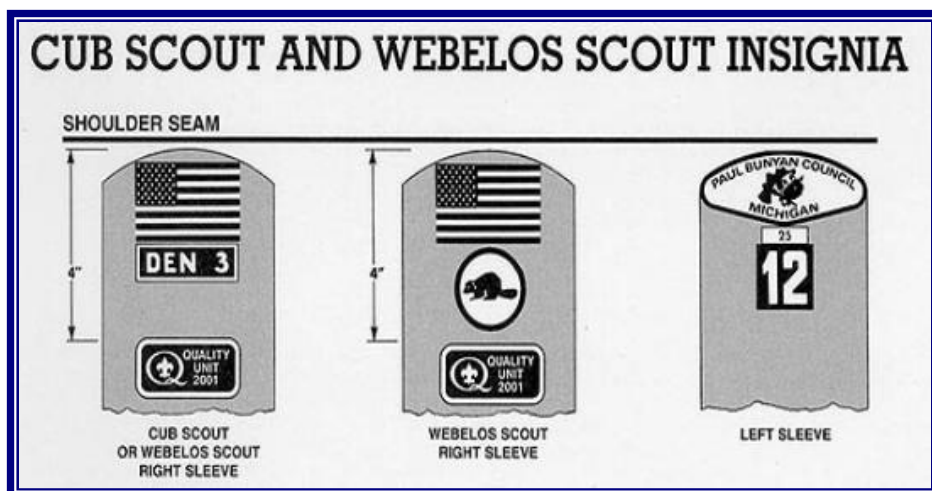
TRAINED LEADER EMBLEM

When Cub Scout leaders have completed Fast Start and basic training for their position, they are eligible to wear the Trained Leader strip *below and touching the badge of office.*




Den Number Strip or Patrol Emblem

This patch indicates the number assigned to the Den for which a Scout is a member. Scouts and Den Leaders wear this emblem as part of the uniform. Webelos Scouts (and Leaders) who's Den has chosen to use a Patrol Emblem for identification would wear the Patrol Emblem instead. There are numerous emblems available. These emblems are worn on the *right sleeve directly below the American Flag.*



Applying Badges and Patches

Patches can either be hand sewn or sewn on with a sewing machine. To save on thread you can purchase one spool of invisible thread to use. Use the invisible spool with a bobbin of regular thread that is a similar color to the patch. A third way to attach patches is using "Badge Magic". It can be purchased at the Scout Store. Follow the directions on the package to iron the patch in place. If you need to remove the patch there may be residue left.



Rank Badges

The following patches are worn on the uniforms of Cub Scouts from Tigers through Webelos Scouts. The following patches are Rank Badges and are earned as the Cubs progress through the various ranks in the Pack.



Tiger Cub Badge

The Tiger Cub badge is for boys who have completed all 15 parts of the five achievements, that is, five family activities, five den activities, and five Go See It outings. It is worn on the *left pocket*.



Tiger Cub Pocket Totem

The beads go on the first three strands of the Tiger Cub totem. (The fourth strand is for Tiger Track beads which signify completed electives.) It is worn on *the right pocket bottom*.

A boy receives totem beads as he completes each part:

- He earns a *white bead* for each required 'family activity' part he completes.
- He earns an *orange bead* for each required 'den activity' part he completes.
- He earns a *black bead* for each required 'Go See It' part he completes.



Bobcat Badge

This badge is the first badge earned before any other badge can be earned. It is worn on the *left pocket*.

Wolf Badge

This badge is earned by boys who have completed the 12 Wolf Achievements. It is worn on the *left pocket*.




Bear Badge

To earn the Bear badge, a boy must complete 12 of the 24 specified achievements. He can select the ones he wants to do from four different groups: *God, Country, Family, and Self*. It is worn on the *left pocket*.



Progress Towards Ranks

As a Wolf, when he completes any three achievements, the den leader can present the Progress Toward Ranks patch to him. It's a diamond with a plastic thong attached and a gold bead attached to one end. Each time the boy completes three achievements he will receive another gold bead. After he gets his fourth gold bead, he will receive his Wolf badge at a pack meeting. As a Bear, red beads are presented for each three Bear achievements earned. After he gets his fourth red bead, he will receive his Bear badge at a pack meeting. Cub Scouts may continue to wear this emblem after ranks are earned until they become Webelos Scouts. It is worn on the *right shirt pocket button*.




Gold and Silver Arrow Points

A Wolf or Bear Cub Scout can pick any requirement he likes from the electives and do it. When he has completed ten elective requirements, he has earned his first Arrow Point - a gold one. Only one gold arrow point may be earned during the

Wolf year, and one during the Bear year. It is worn *3/4" below and centered under the current rank badge (Wolf and Bear)*.

After earning a Gold Arrow Point, a Cub may complete ten more requirements to earn a Silver Arrow Point. Under his Wolf or Bear badge, he may wear as many Silver Arrow Points as he earns. They are worn in *rows of two below, centered, and touching the Gold Arrow Point or previously earned Silver Arrow Points for each rank*





Webelos Badge

The Webelos rank is the first step in a boy's transition towards a Boy Scout troop. It is worn *centered on the left pocket*.



Webelos Activity Badges and Webelos Colors

Webelos activity badges are sorted into five discipline-related groups. They are the Community Group, the Mental Skills Group, the Outdoor Group, the Physical Skills Group, and the Technology Group. Activity Badges can be displayed on the front of the Webelos cap or on the Webelos Colors. The Webelos Colors are worn on the *right sleeve immediately below the US Flag*.



Compass Point Emblem and Compass Points

After you have earned the Webelos Badge; you can earn the compass points emblem. It is awarded after you earn seven activity badges: four more in addition to the three you earned for the Webelos badge. Wear your compass points emblem *attached to the button on the right pocket of your Webelos uniform shirt*.

After you earn the compass points emblem, you'll receive a metal compass point for each four additional activity badges you earn. *Pin these compass points on the emblem in the "E," "W," or "S" positions, in any order you choose.*



Arrow of Light

After a boy has earned his Webelos badge, the next step on the Webelos trail to becoming a Boy Scout is earning the Arrow of Light Award. This is the highest award a Cub Scout can earn, and is the only Cub Scout badge that can be worn on the Boy Scout Uniform. It is worn *centered below left pocket*.



Other Badges and Pins

Square Knot Insignia



The square knot device is displayed on the uniform to denote that the wearer has received the corresponding award. The award is usually in the form of a certificate and many awards also include a medallion or other memento. The Universal Youth Religious Emblem (shown left) may be worn by any Scout or Scouter that completed a religious emblem program as a youth member. All Scouts and Scouters who received a religious emblem in their youth may wear the universal youth religious emblem square knot centered above the left uniform pocket flap, if it is the only knot.



World Conservation Badge

The Cub Scout World Conservation badge consists of a giant panda on violet Scout trefoil, violet trim, gold background. The two-inch embroidered emblem is worn as *temporary patch, centered on right pocket*. This award can be earned only once while you are a Cub Scout.

Cub Scout Outdoor Activity Award

Tiger Cubs, Wolf and Bear Cub Scouts, and Webelos Scouts have the opportunity to earn the Cub Scout Outdoor Activity Award. Boys may earn the award in each of the program years as long as the requirements are completed each year. The first time the award is earned, the boy will receive the pocket flap award, which is to be worn on the *right pocket flap of the uniform shirt*. Each successive time the award is earned, a wolf track pin may be added to the flap.



Service Stars



Gold metallic numbered star worn with colored background to indicate years of service in Scouting. Adult leaders wear a service star with a light blue background to indicate years of service as an adult leader in the Scouting program. Adults who were members as youth may wear multiple stars with different backings (orange for Tiger Cubs, gold for Cub Scouts, green for Boy Scouts, red for Explorers, brown for Varsity) or may combine all BSA tenure in a single star with a blue background. They are worn *above the left pocket*.



Temporary Insignia

Any insignia authorized by the local council for a particular purpose, such as Cub-o-ree, Cub Scout day camp, roundup programs, etc. worn by Cub Scouts and Webelos Scouts *centered on the right pocket of the uniform shirt*. Only one temporary Patch in addition to the immediate recognition or compass point emblem may be worn at a time. Additional temporary patches may be placed on a red vest that may be worn except during inspections.





Recruiter Strip

Cloth strip presented to boys for recruiting another boy into the program. Worn by Cub Scouts and Webelos Scouts *centered, below, and touching either the right pocket.*



National Summertime Award

During the months of June, July, and August Cub Scouts and their families can participate in Scouting activities that are educational and fun! Participating in these Summertime activities also gives the Cub Scout, his Den, and the Pack an opportunity to earn the National Summertime Pack Award. Boys must participate in at least 3 activities during the summer to qualify for there individual National Summertime Award. The pin is worn on the *flap of the right pocket.* If a boy has earned is Outdoor Activity Badge the pin is to be worn on the badge.



Scout Patch Vest

All other patches are to be sewn onto a red patch vest or blanket. This includes all Camporee, Day Camp, sporting events, derbies, pack outing, hiking, council sponsored event patches. The Varsity "C" letter can also be placed on the vest – academic and sports pin can be placed on the pin. Metals from derbies can also be pinned to the vest.



Belt Loops – Academic and Sports

Belts Loops can be earned on your own, at day camp, or with your den, or pack. They are to be worn on *your scout belt.*

